



---


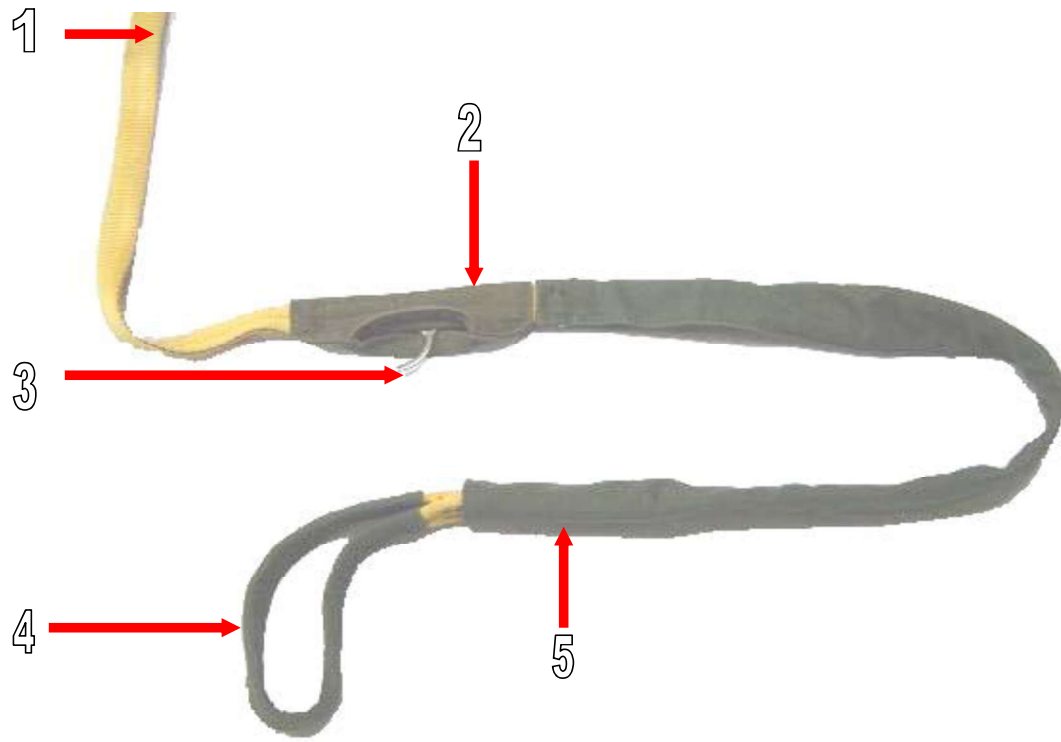
**NOMENCLATURE FOR T-11 ATPS**

**THIS PAGE INTENTIONALLY LEFT BLANK**


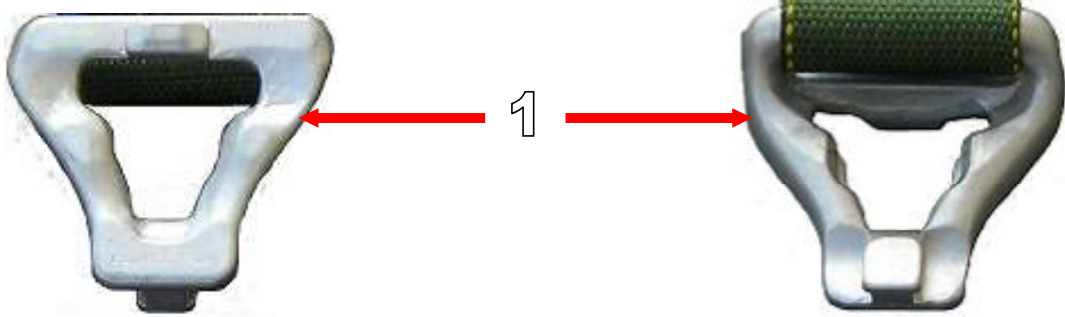
1. 5 Foot Universal Static Line Extension
2. Cotton Buffer



1. Universal Static Line Modified
2. Main Curved Pin Cover
3. Main Curved Pin
4. Cotton Buffer
5. Static Line Sleeve
6. Rivet Pin
7. Spring Opening Gate
8. Universal Static Line Snap Hook

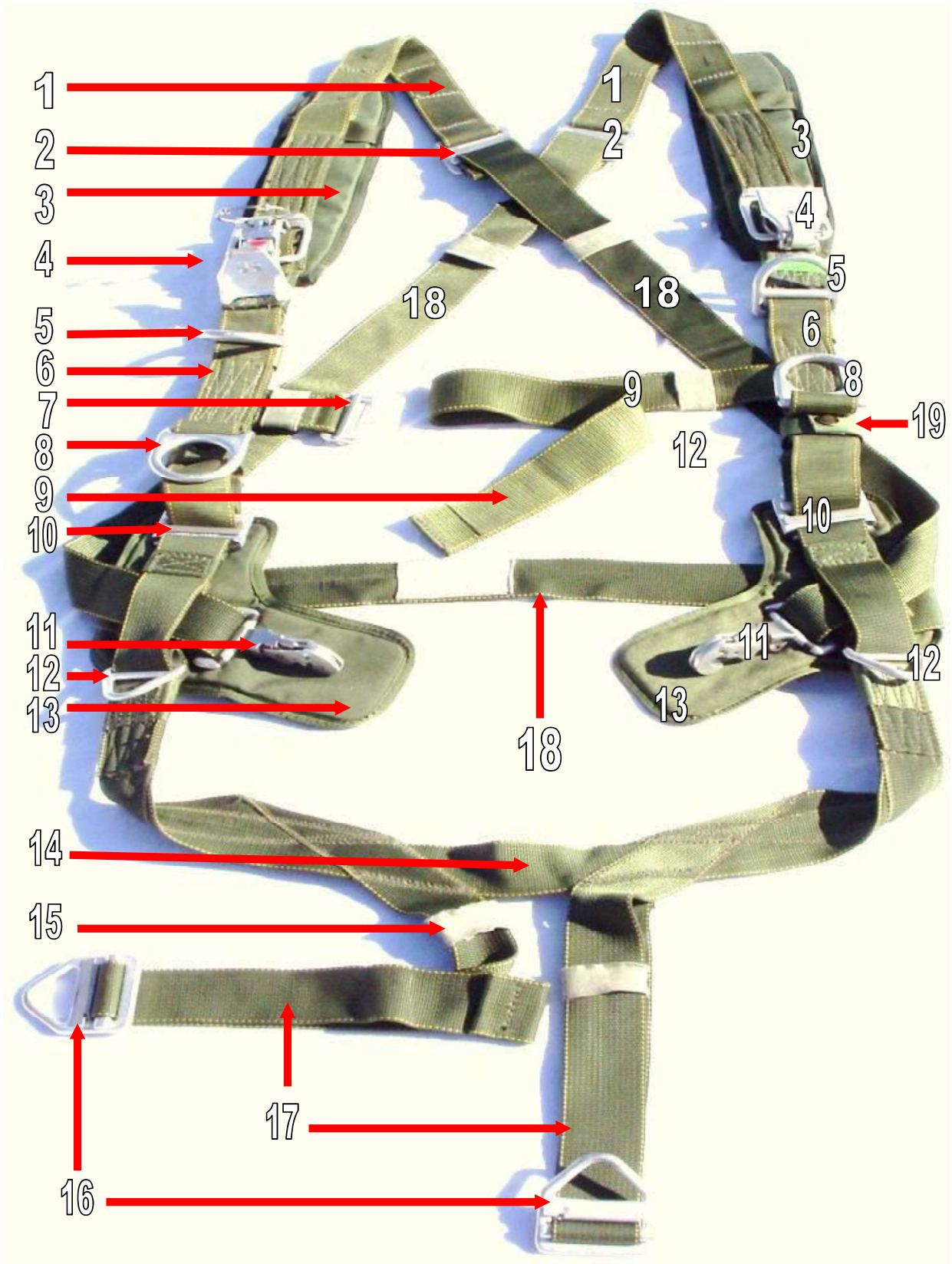


1. Male Fitting Canopy Release Assembly
2. Female Fitting Canopy Release Assembly
3. Cable Loop
4. Latch
5. Safety Clip






1. Diagonal Backstrap
2. Backstrap Adjuster
3. Diagonal Backstrap Pad
4. Canopy Release Assembly
5. D-Ring
6. Main Lift Web
7. Chest Strap Friction Adapter
8. Equipment Ring
9. Chest Strap
10. Main Lift Web Adjuster
11. Ejector Snap
12. Triangle Link
13. L-Shaped Ejector Snap Pad
14. Saddle
15. Webbing Retainer
16. Quick Fit "V" Ring
17. Leg Strap
18. Horizontal Backstrap
19. Main Lift Web Tuck Tab Assembly



1. Diagonal Backstrap Pad
2. Sizing Channel



1. Tuck Pocket
2. Main Lift Web Tuck Tab Assembly




1. Tuck Pocket
2. Main Lift Web Tuck Tab Assembly
3. Main Lift Web Adjustment Strap






1. Tuck Tab
2. Snap Fastener
3. Main Lift Web Adjustment Strap



1. Activating Lever
2. Opening Gate
3. Ball Detent



1. Waistband
2. Horizontal Backstrap Keeper
3. Waistband Adjuster Panel
4. Metal Adjuster
5. Horizontal Backstrap Retainer
6. Diagonal Backstrap Retainer
7. Diagonal Backstrap Keeper
8. Directional Snap Fastener

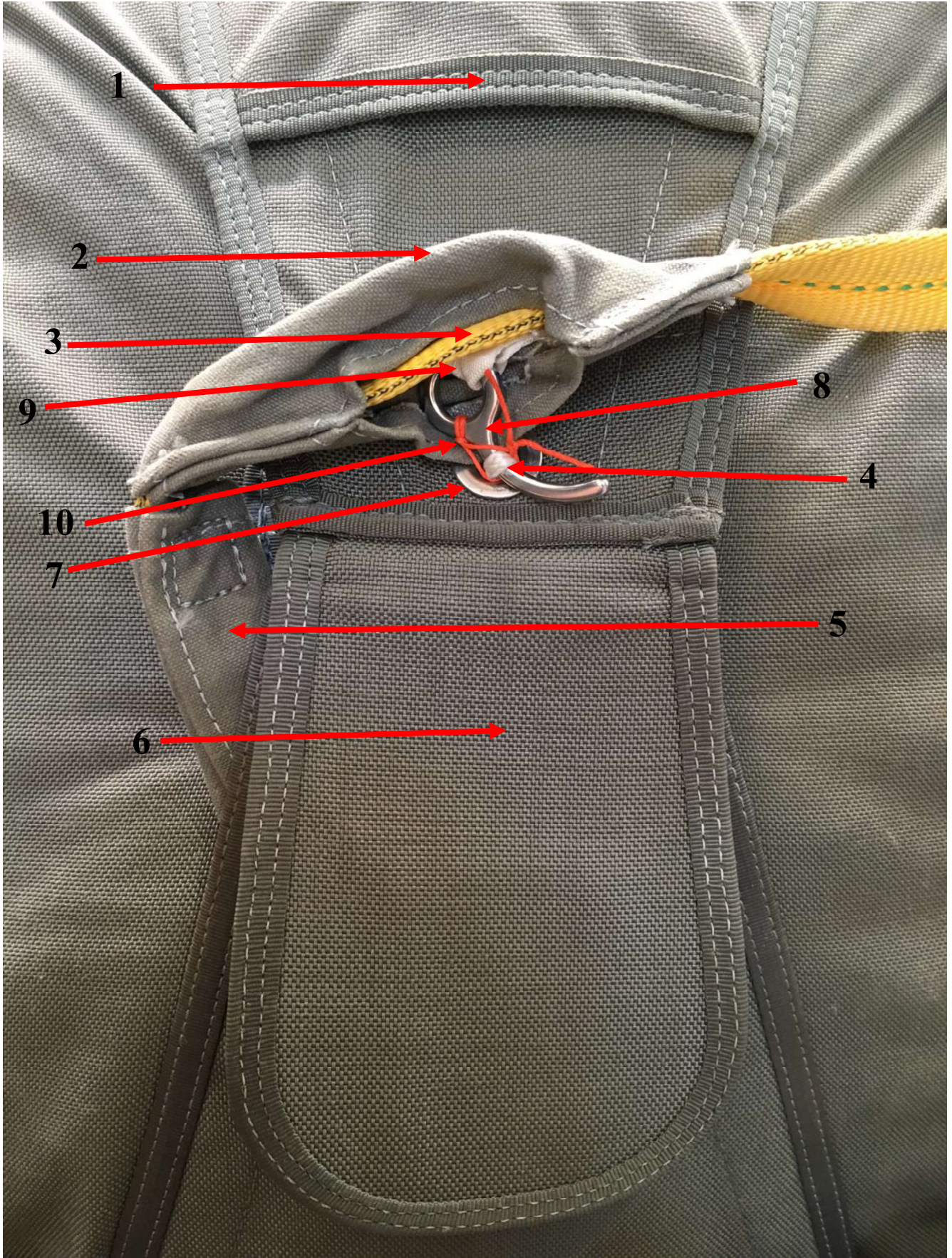


1. Static Line Slack Retainer Loop
2. Static Line Slack Retainer Band
3. Inner Static Line Stow Bar
4. Outer Static Line Stow Bar
5. Tuck Flap
6. Main Curved Pin Protector Flap
7. Pack Closing Flap





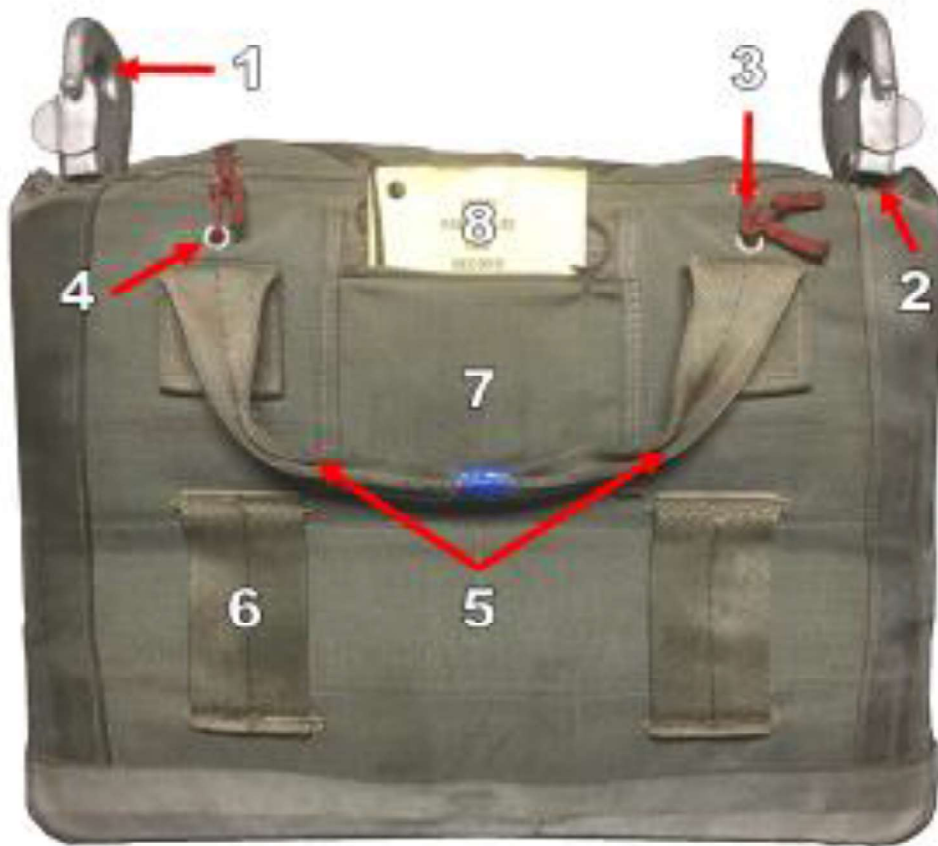
1. Tuck Flap
2. Main Curved Pin Cover
3. Universal Static Line Modified
4. Main Closing Loop
5. Static Line Sleeve
6. Main Curved Pin Protector Flap
7. Grommet
8. Main Curved Pin
9. Main Curved Pin Attaching Loop
10. Main Curved Pin Securing Tie



1. Slip Assist Loop
2. Slip Assist Tab
3. Army Parachute Log Record Stow Pocket
4. Army Parachute Log Record
5. Male Fitting Canopy Release Assembly



1. Connector Snap
2. Connector Snap Retaining Tie
3. Spreader Bar Tie
4. Grommet
5. Carrying Handle
6. Waistband Retainer
7. Army Parachute Log Record Stow Pocket
8. Army Parachute Log Record




1. Connector Snap
2. Carrying Handle
3. Pack Closing Flap
4. Ripcord Handle
5. Ripcord Assembly
6. Tuck Pocket
7. Protection Cap






1. Curved Pin
2. Grommet
3. Reserve Closing Loop
4. Curved Pin Lanyard



1. Top Tuck Tab
2. Directional Arrow
3. Side Tuck Tab
4. Ripcord Handle
5. Bottom Tuck Tab
6. Curved Pin
7. Reinforced Stitching
8. Curved Pin Lanyard





---

**NOMENCLATURE FOR INDIVIDUAL EQUIPMENT CONTAINERS**

**THIS PAGE INTENTIONALLY LEFT BLANK**




1. Oval Pad
2. Crown Pad
3. Trapezoid Pad

**Modified Chinstrap Assembly**

4. Adjustable Buckle
5. Adjustable Strap
6. Chinstrap Fastener
7. Long Portion Chinstrap
8. Short Portion Chinstrap
9. Webbing Retainer
10. Nape Pad
11. Hook Disk


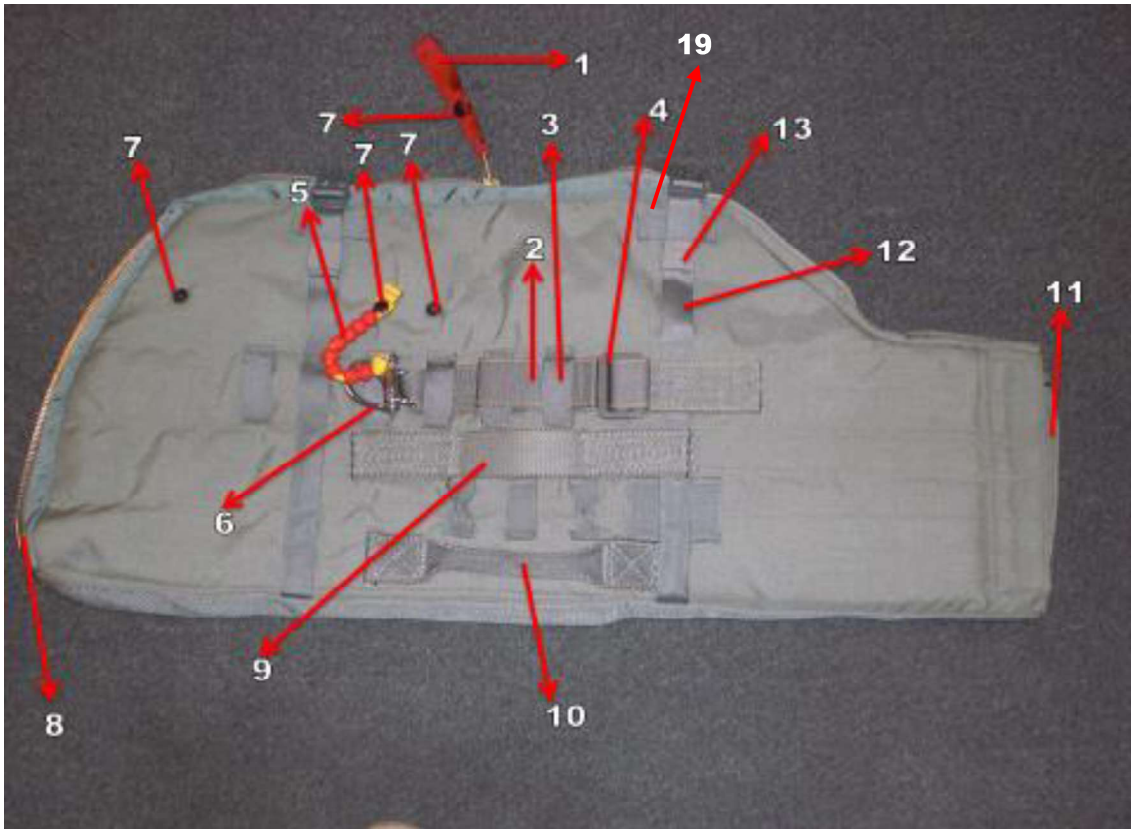
**Head Loc H Nape Retention System**

1. H-Nape Pad Head Loc Slider
2. H-Nape Pad
3. Nape Pad Retaining Strap
4. Plastic Oval Link
5. Adjustable Strap
6. Head Loc Slider
7. Chinstrap Buckle
8. Long Portion Chinstrap
9. Short Portion Chinstrap
10. Head Loc Attaching Strap






1. Slide Fastener and Tabbed Thong
2. Adjusting Strap
3. Pouch Attachment Ladder System Webbing
4. Friction Adapter
5. Yellow Safety Lanyard
6. Snap Shackle
7. Snap Fastener
8. Upper Spring Stop
9. Attachment Strap
10. Carrying Handle
11. Adjustable Nose Cone
12. Compression Strap
13. Webbing Retainer
14. Closing Flap
15. Quick Release Buckle
16. Upper Tie Down Tape
17. Lower Tie Down Strap
18. Lower Tie Down Strap Stow Pocket
19. Vertical Nylon Equipment Hanger



1. Pouch Attachment Ladder System Webbing
2. Lower Tie Down Strap Stow Pocket
3. Pile Tape
4. Rifle Butt Stow Pocket
5. Closing Flap
6. Internal Padded Divider
7. Nose Cone Securing Strap
8. Slide Fastener and Tabbed Thong
9. Internal Pocket



1. Snap Shackle With Yellow Safety Lanyard
2. Locking Pin
3. Adjusting Strap
4. Opening Gate
5. Snap Fastener
6. Yellow Safety Lanyard




1. Slide Fastener and Tabbed Thong
2. Upper Spring Stop
3. Snap Fastener

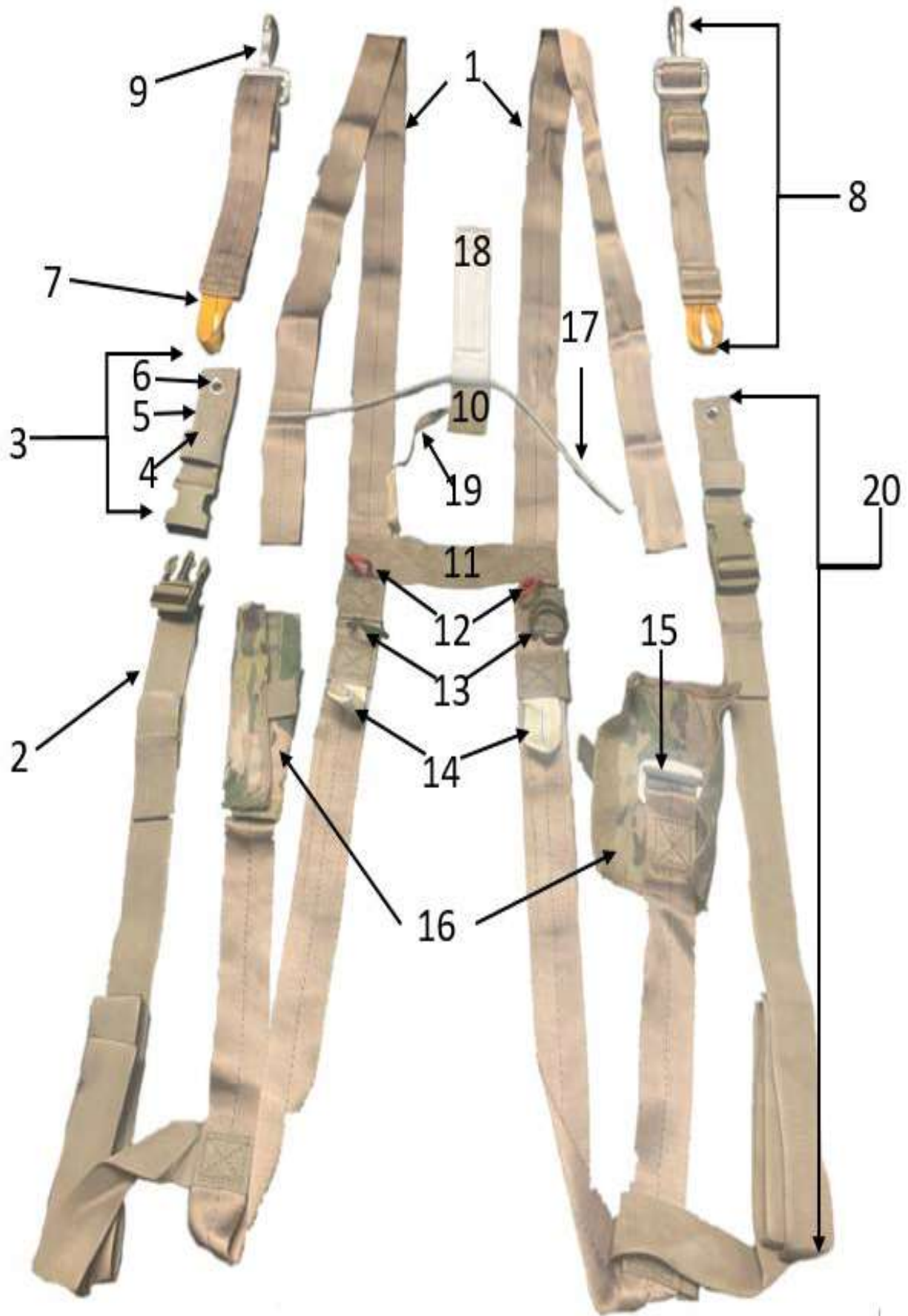




1. Looped End Hook Pile Tape Lowering Line
2. Retainer Flap
3. Yellow Safety Lanyard
4. Ejector Snap
5. Hook Tab
6. Pile Tab



1. Equipment retainer strap
2. Male portion leg strap release assembly
3. Female portion leg strap release assembly
4. Webbing retainer
5. Cable loop retainer
6. Grommet
7. Yellow Attaching loop
8. Adjustable Equipment Ring attaching strap
9. Snap hook
10. Release handle assembly
11. Release handle cross strap
12. Red attaching loop
13. Green attaching loop
14. White attaching loop
15. Friction adapter
16. Friction adapter protective cover
17. Release handle cable
18. Release handle
19. Release handle lanyard
20. Adjustable leg strap



**Modular lightweight load carrying equipment (MOLLE) 4000**

1. Carrying Handle
2. Friction Adapter Stowage Pocket
3. Air Item Routing Channel(Front)
4. Outer Accessory Pouch
5. Air Item Stowage Pocket
6. "V" Shaped Load Lifter
7. Back Pad
8. Adjustable Leg Strap Stowage Pocket
9. Adjustable Shoulder Carrying Strap
  
10. "U" Shaped Channel
11. Adjustable Leg Strap Routing Channel
12. Air Item Routing Channel(Rear)
13. Air Item Stowage Pocket Pass Through Slot

